

American Panel HEARTH PRODUCTS

Full Line of Hearth Pads



The natural choice for home & hearth.



American Panel HEARTH PRODUCTS

Accent your home with a quality hearth pad from American Panel Hearth Products. Our hearth pads are crafted from a variety of quality stone and ceramics – expertly finished for maximum durability. Choose from a wide range of styles and enjoy the security of knowing your hearth pad meets all government safety standards.

Economy Series (Hearth Pads 1-4, shown to left)


Classic and simple, the Economy Series offers affordably priced ceramic tile hearth pads that still provide beauty and protection.

Elegant Series (Hearth Pads 5-7, shown to left)

A step above the Designer Series, the Elegant Series offers the same safe and durable hearth pads as its counterparts, but the beauty and flair of porcelain tile tends to set them apart.

Two Tone Series

Add extra beauty to your stove while still providing great protection with one of these Two-Tone Series ceramic tile hearth pads.



Dehli Sky
(Safari Sand Border/
Lake Sand Center)

Night Shadow
(Volcanic Sand Border/
White Sand Center)

Winter Sky
(Tartara Border/Fawn Center)

Designer Series

Since color and design are important when creating the right look, we offer the tile with complex blends of colors, sizes, textures and finishes to express your individuality.

Lake Sand

Imperial Black

Ocean Sand



Tartara

Glacier Gray II

White Sand

Carmel

Fawn

Terracotta

Black Jack

Desert Storm

Volcanic Sand

Safari Sand

Type I (T1) - Hearth Pad (Ember Shield)

1" Heavy Duty Frame

- Automotive type e-coated painting process
- No overspray issues on grout, frames painted prior to tile/slate installation



1/2" Non Combustible Substrate

- 1/2" U.S. patented fire, mold and water resistant high impact construction panel
- 0-flame spread / 0-smoke development – per ASTM E84 and ASTM E136
- Excellent bonding characteristics
- Highest recommendation by tile institute for bonding characteristics
- 95% Recycled material
- Highest score possible for mold resistance
- Mechanically fastened to frame in addition to silicone adhesive (not just adhesive)

Type II (T2) - Hearth Pad (Ember Shield w/ Thermal Protection)

("Ultimate Protection" R-Value 1.08)

1 1/2" Aluminum Extruded T-Shaped Frame

- Automotive type e-coated painting process
- No Overspray Issues on Grout, Frames painted prior to tile/slate installation



Construction Above T

- Same as Type I Ember Shield

Construction Under T

- Non intrusive, contoured extruded aluminum black frame
- 1/2" mineral fiber board installed to within inches of frame
- Provide maximum support under stove
- Does not rely on air pocket for thermal value
- Provides best possible thermal protection available in 1-1/2" frame

Hearth Pad Details

Additional Features/Benefits (of T1 & T2 Hearth Pads)

- No removal of carpeting required
- Only non combustible materials used in both
- Can be installed on pedestal for added R-Value requirements
- UL tested protection for your family's safety/security
- Five-year limited warranty
- Manufactured and assembled in the USA

Latex Modified Thinset

- Increase bonding strength
- Added elasticity, especially important for shipping, handling and installation

Tile/Slate

- Impressive selection of ceramic and porcelain tiles available
- Extensive selection of slate – both in polished (smooth flat surface) and natural cleft

Grout

- Stain resistant
- Five colors to choose from

Pedestals (Pedestals shown to right)


Pedestals available in Standard and Corner shapes only. Matching pedestal available with all tiles, slates (polished & tumbled) and mosaics. Not available with Idaho Diamond. Oak, Cherry and Black Walnut finishes are also available.

Slate/Tile/Wood Facing

- Available with or without thermal value: No thermal value – pedestal will include a .75" solid top surface (not just framing)
- Thermal Value Pedestal: R-Value of 2.08 includes 1" mineral fiberboard plus .75" solid surface, R-Value of 3.12 includes 1.5" mineral fiberboard plus .75" solid surface
- Solid surface is not included in stated r-value

Spartan Shield

- 1" or 1.5" Black frame, Automotive type e-coated paint process
- 1" or 1.5" of mineral fiberboard, R-Value 2.08 and 3.12 respectively
- Use with either of our T1 (Ember Shield) or T2 (Ember Shield with Thermal Protection)



For over 30 years, American Panel Hearth Products have been designed and manufactured with your home in mind. Five-year limited warranty against manufacturing defects and product failure under normal use. Additional details available upon request.

Natural Slate/Stone (Hearth Pads 1-4, shown to right)

Natural Cleft Slate is the most popular texture for slate flooring, the surface is moderately rough giving your hearth pad a slip resistant and very unique appearance. Idaho Diamond is the “original” American Panel Hearth Pad. It is made from rock mined in Idaho, which has been hand selected, chipped by hand with a rock hammer and set into cement. No two will ever be the same!

Mosaic and Square Cut Styling

Three beautiful stylings to choose when using stone finishes. **Inlay Mosaic:** Available with Asian, Natural Copper, Natural Indian Silver and Quartz. All hearth pads 48” and larger have a double row of inlay. **Full Mosaic:** Available with Asian, Natural Copper, Natural Indian Silver and Quartz. **Random Square Cut:** Available with Asian, Natural Copper, Indian Silver & Quartz.



Inlay Mosaic
shown Indian Silver Slate

Full Mosaic Center
shown Gray Slate

Random Square Cut
shown Natural Copper

Tumbled Slate (Hearth Pads 5-6, shown to right)

With an earthen feel and antiqued look Tumbled Slate is a versatile material that aesthetically adds to the interior of any home.

Polished Slate (Hearth Pad 7, shown to right)


Polished Slate is often considered more elegant than natural slate, and has a more “finished” look.

Add a classy detail w/ Venetian Inlay

Enhance your tile or slate hearth pad with Venetian Inlay for a more sophisticated look. Not available with Idaho Diamond.

Asian Slate

Asian Slate with Venetian Inlay



Asian Slate

Copper Slate

Indian Silver Slate

Idaho Diamond Slate
Available as Type I only

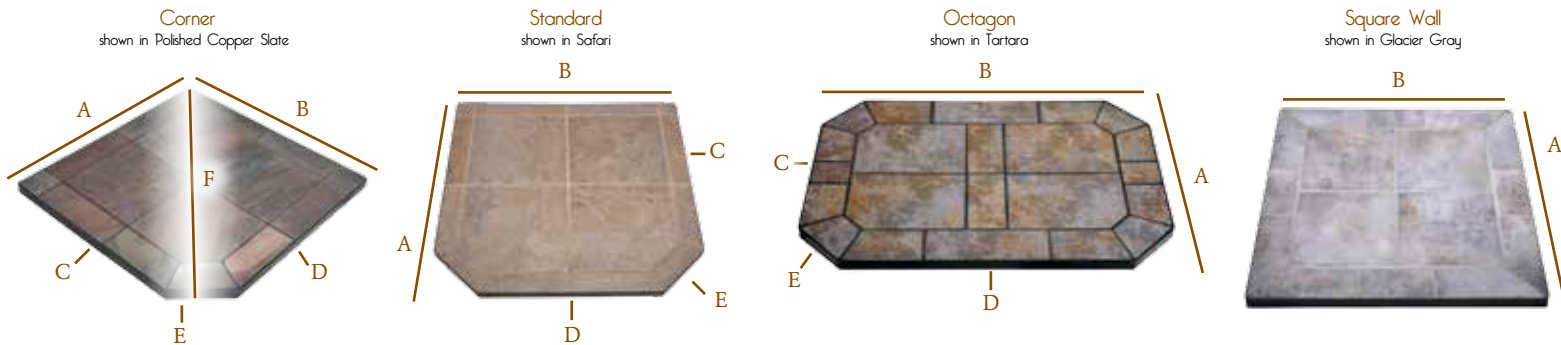
Montana Flagstone

Rustic Quartz

Copper Slate

Shapes & Sizes

Our pads are offered in most popular sizes and shapes. Please consult your stove's owner's manual to determine the clearance requirements of your stove. Your hearth pad dealer can then help you choose the most appropriate pad size and shape for your home. Custom sizes welcomed.



Measurements

*12 Standard for Hearth Extension *18 Standard for Hearth Extension

| Shapes (inches) | A | B | C | D | E | F |
|-------------------|----|----|--------|--------|----|----|
| 32 Corner (C) | 32 | 32 | 26 1/2 | 26 1/2 | 8 | 42 |
| 36 C | 36 | 36 | 30 1/2 | 30 1/2 | 8 | 47 |
| 40 C | 40 | 40 | 29 1/2 | 29 1/2 | 15 | 49 |
| 48 C | 48 | 48 | 37 1/2 | 37 1/2 | 15 | 60 |
| 54 C | 54 | 54 | 43 1/2 | 43 1/2 | 15 | 69 |
| 60 C | 60 | 60 | 49 1/2 | 49 1/2 | 15 | 77 |
| *12 Standard (S) | 12 | 48 | 7 3/4 | 39 1/2 | 6 | NA |
| *18 S | 18 | 48 | 13 3/4 | 39 3/4 | 6 | NA |
| 32 S | 32 | 32 | 26 1/2 | 20 1/2 | 8 | NA |
| 36 S | 36 | 36 | 30 1/2 | 24 1/2 | 8 | NA |
| 40 S | 40 | 40 | 29 1/2 | 18 3/4 | 15 | NA |
| 48 S | 48 | 48 | 37 1/2 | 27 | 15 | NA |
| 54 S | 54 | 54 | 43 1/2 | 27 | 15 | NA |
| 60 S | 60 | 60 | 49 1/2 | 39 | 15 | NA |
| 24X32 Octagon (O) | 24 | 32 | 16 | 23 1/2 | 6 | NA |
| 24x36 O | 24 | 36 | 16 | 27 1/2 | 6 | NA |
| 32 Wall (W) | 32 | 32 | NA | NA | NA | NA |
| 36 W | 36 | 36 | NA | NA | NA | NA |
| 40 W | 40 | 40 | NA | NA | NA | NA |
| 48 W | 48 | 48 | NA | NA | NA | NA |

American
Panel HEARTH
PRODUCTS

www.americanpanelhearth.com

Made in the USA

Color shade variations are inherent in all products. Please note, colors shown in this brochure may vary slightly from the actual products. Prices are subject to change without notice.

Authorized Dealer



Tested, Approved & Listed to UL-737, UL-1482, UL-127, UL-1618 & NFPA 211 safety standards for wall & floor protectors & hearth extensions.